

CONGRATULATIONS!

You completed the
Summer 2020 Reading Log!

Turn this completed packet into the
Portage Public Library by
Friday, August 21, 2020.

You can drop it off in person or in the book drop in the
alley. Be sure to fill out all the information below.
Completed logs will be entered into a random drawing.
Winners will be contacted by Friday, August 28, 2020.

Name of child: _____

Age of child: _____

Grade: _____

School: _____

Name of adult: _____

Phone number: _____

Portage Public Library Children's Department

SUMMER 2020 READING LOG



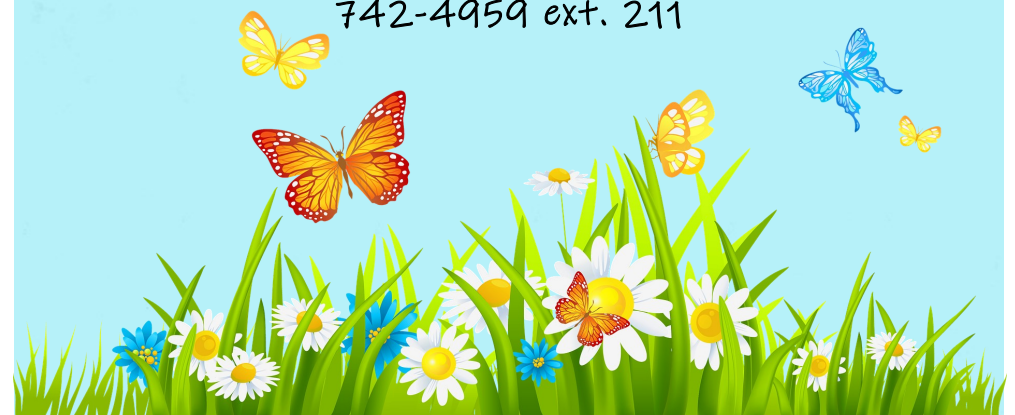
For ages birth through 5th grade

Monday, June 8 through
Friday, August 21, 2020

253 W. Edgewater Street, Portage, WI

www.portagelibrary.us

742-4959 ext. 211



HELLO, READER!


Thank you for
participating in the
Summer 2020 Reading Log!

When you finish reading a book (listening to a book, or being read a book), pick a page in the reading log and fill it out. The pages don't have to be completed in order. You can choose which page you want to complete.

Write the title of the book and read the instructions on that page. Then answer the question by drawing and/or writing your answer. There are 8 activities for you to complete. Once your packet is complete follow the instructions on the BACK PAGE to be entered into a random prize drawing!


TITLE: _____

Draw a picture of what the book was about.
Write something you learned.

A large, empty rectangular box with a thick black border, intended for a student to draw a picture of what the book was about and write something they learned.

TITLE: _____

Pretend your job is to write the next chapter of your book. What happens next? Write or draw below.



HOW TO LOG READING

Birth to Pre-Kindergarten


If your child is too young to read or write on their own, you can adapt the reading log to fit your needs. For example, if there is an animal in the story instead of drawing a picture of the animal you could point out the animal on the page, say its name or even make the animal sound. These are ways to engage with your child as you read. If your child can draw, have them draw an animal and you can write the words for them. This is meant to be an interactive time between you and your child. What's most important is that you are reading with your child!

Kindergarten to 5th Grade

Depending on your child's ability they can draw a picture, they can answer the question on the page or they can tell you what to write. What's most important is that your child is reading every day!


TITLE: _____

Pick your favorite part of the story.
Why did you like it? write why or draw a scene below.




TITLE: _____

Who was your favorite character in the story?
What do you like about them? write or draw below.




TITLE: _____

Without looking at the book, what are three (3) things you remember from it? Write or draw below.




TITLE: _____

Pretend you were in the story. What would you do? Write or draw below.



TITLE: _____

What are three (3) things you learned from this book? write or draw below.



TITLE: _____

Was there an animal in the book?
Draw a picture of it.

